

NON-VERBAL^{11 +} ***SAMPLE*** ***QUESTIONS***

Multiple Choice

Please read the following instructions carefully:

- ❖ This test has 7 sections. **The actual Premium Series practice paper contains 5 sections and 70 questions.**
- ❖ Do not begin the test or open this booklet until you are advised to do so.
- ❖ Work as quickly and as accurately as possible.
- ❖ Answers should only be marked on the answer sheet provided.
- ❖ All working out should be done on a separate sheet of paper.
- ❖ If you need to change an answer, rub out your answer completely and mark the new answer clearly.
- ❖ If you are unable to answer a question, select the most appropriate answer on the answer sheet.
- ❖ If you finish before time, check your answers.

Copyright © Premium Series Ltd, 2007

All rights reserved including translation. No part of this publication can be reproduced or transmitted in any form or by any means, electronic or mechanical, including photocopying, recording or duplication in any information storage and retrieval system, without permission in writing from the publishers, and may not be photocopied or otherwise reproduced within the terms of any licence granted by the Copyright Licensing Agency Ltd.

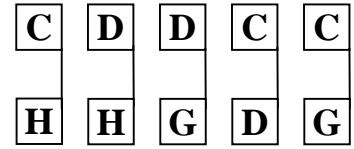
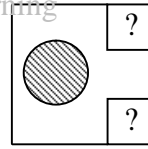
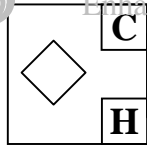
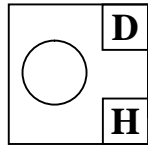
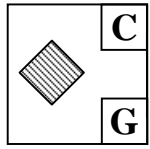
Published by Premium Series Ltd, PO Box 2030, Ilford IG1 9FF

www.premiumseries.co.uk

SECTION 1

There are some shapes and their matching codes on the left of the page. Choose *one* of the *five* codes that matches with the *question shape*. Mark the correct answer on the answer sheet.

EXAMPLE:

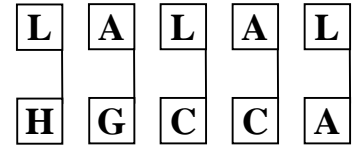
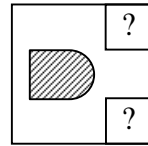
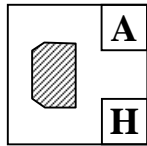
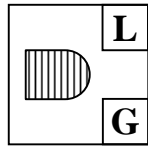
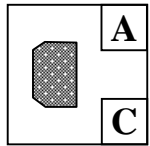


a b c d e

ANSWER: c

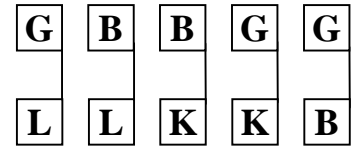
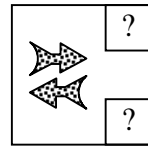
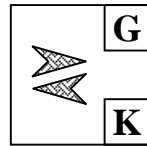

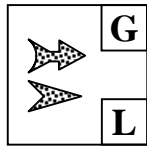
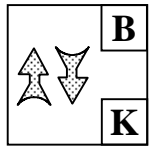
Premium Series
Enhancing Learning

Q1



a b c d e

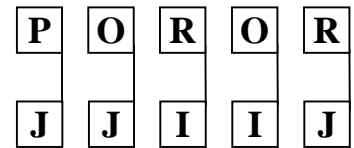
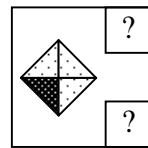
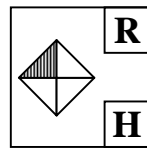
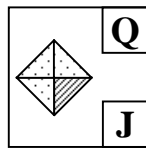
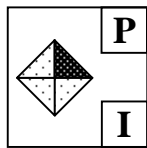
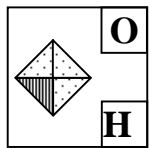
Q2



a b c d e

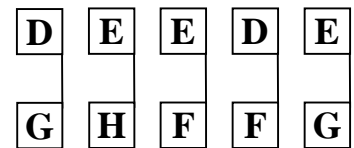
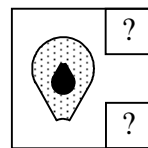
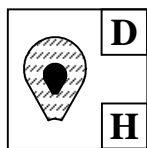
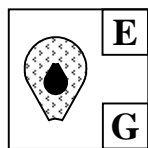
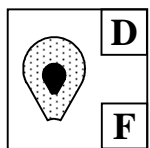
Premium Series
Enhancing Learning

Q3



a b c d e

Q4



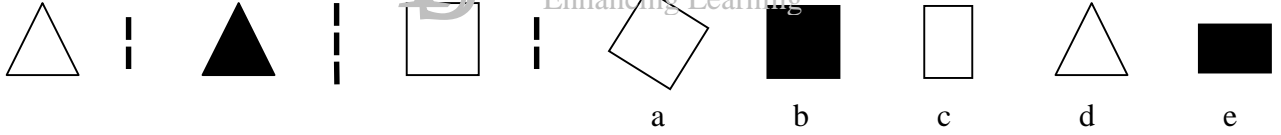
a b c d e

END OF SECTION

SECTION 2

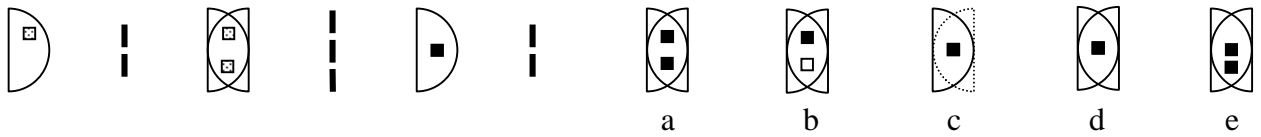
There are two shapes on the left of the page that are related in a certain way. Choose *one* of the *five* shapes that is related to the *third* shape in the same way as the first two shapes. Mark the correct answer on the answer sheet.

EXAMPLE:

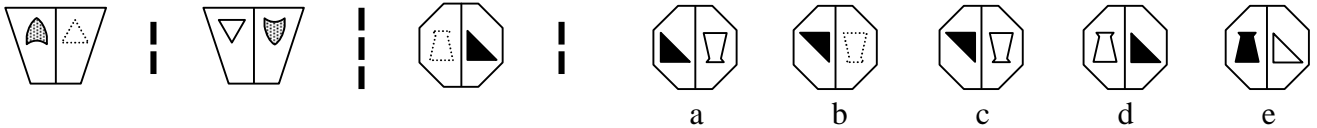


ANSWER: b

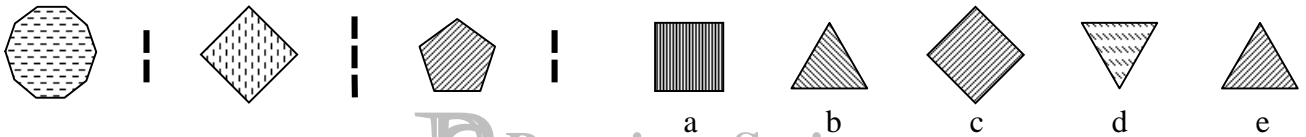
Q1



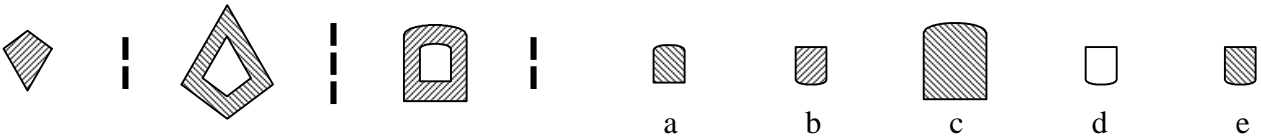
Q2



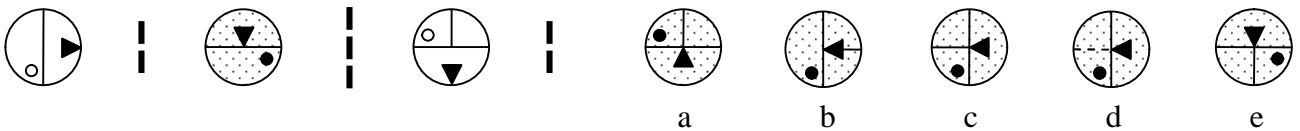
Q3



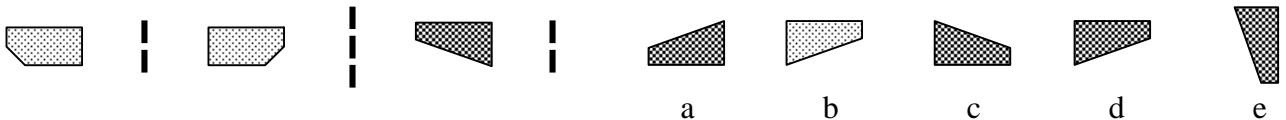
Q4



Q5



Q6



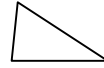
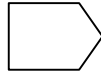
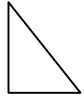
END OF SECTION

SECTION 3

There are two shapes on the left of the page that are similar in some way. Choose *one* of the *five* shapes that is similar to the two shapes on the left. Mark the correct answer on the answer sheet.

EXAMPLE:

B Premium Series
Enhancing Learning



a

b

c

d

e

ANSWER: c

Q1



a

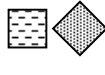
b

c

d

e

Q2



a

b

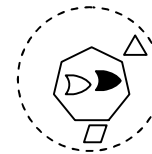
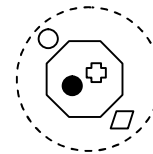
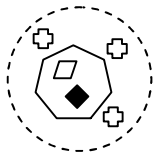
c

d

e

B Premium Series
Enhancing Learning

Q3



a

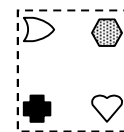
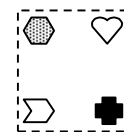
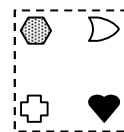
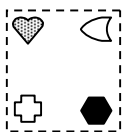
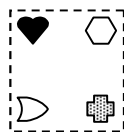
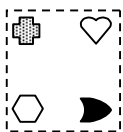

b

c

d

e

Q4



a

b

c

d

e

END OF SECTION

SECTION 4

There are some shapes and their matching codes on the left of the page. Choose *one* of the *five* codes that matches with the *question shape*. Mark the correct answer on the answer sheet.

EXAMPLE:



CL

QUESTION SHAPE **B Premium Series**
Enhancing Learning



DN



DL

CM

CN

DL

CD

a

b

c

d

e



CM

ANSWER: c

Q1



FK



IK

FM

IL

FI

IM

a

b

c

d

e



IM



FL

Q2



BFL



BFN

CFM

BGL

CFL

BFM

a

b

c

d

e



CGM



BGN

B Premium Series
Enhancing Learning

Q3



UI



UJ

WJ

VI

VJ

IW

a

b

c

d

e



VJ



WI

Q4



AL



AN

BC

BN

CM

OM

a

b

c

d

e



BM



CN



CO

END OF SECTION

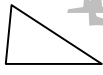
SECTION 5

There are five shapes in question below. Choose *one* of the *five* shapes that is different from the others. Mark the correct answer on the answer sheet.

EXAMPLE:



a



b



c



d




e

ANSWER: c


Q1



a



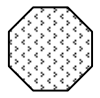
b



c



d



e

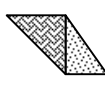
Q2



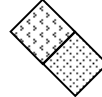
a



b



c



d



e

Q3



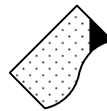
a



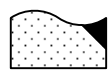
b



c

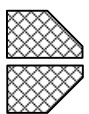


d

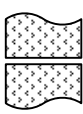


e

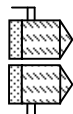
Q4



a



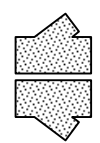
b



c



d




e

END OF SECTION

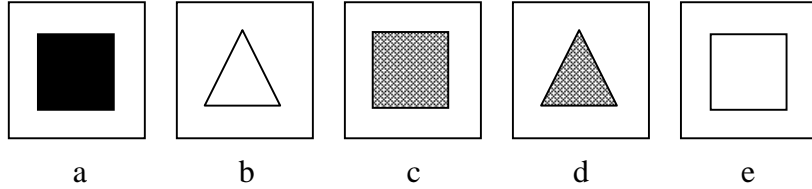
SECTION 6

The large square on the left of the page contains smaller squares that form a pattern. Choose *one* of the *five* shapes that will replace the question mark to complete the pattern. Mark the correct answer on the answer sheet.

EXAMPLE:

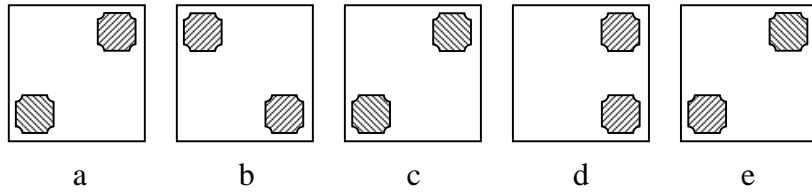
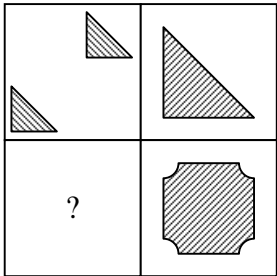


B Premium Series
Enhancing Learning

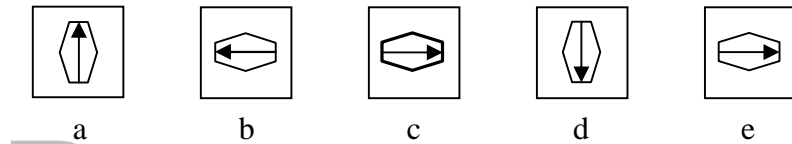
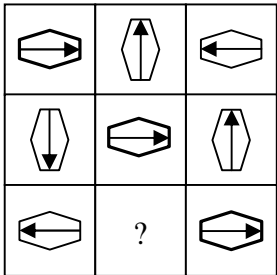


ANSWER: c

Q1

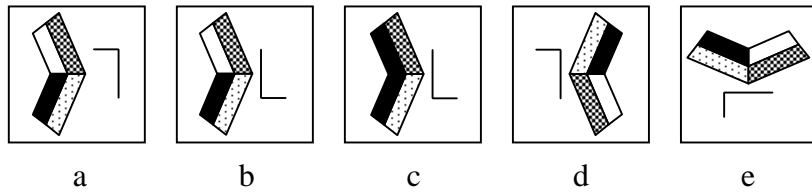
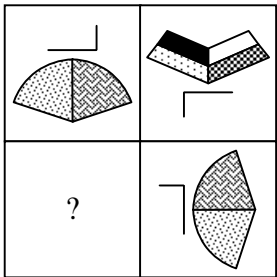


Q2

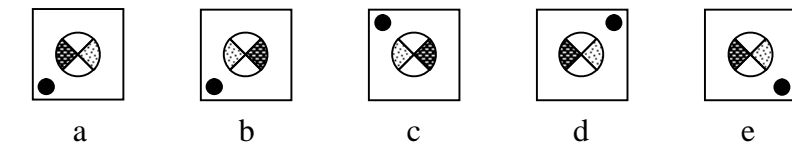
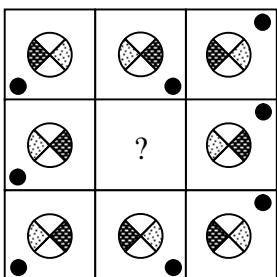


B Premium Series
Enhancing Learning

Q3



Q4

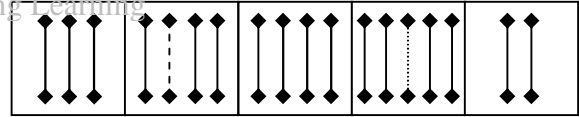
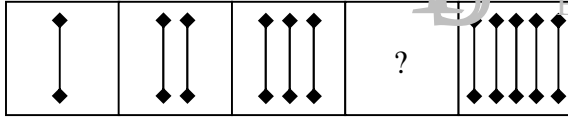


END OF SECTION

SECTION 7

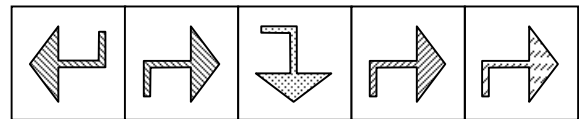
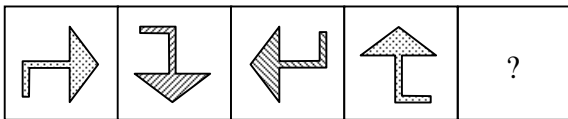
There are five squares on the left of the page that form a sequence. Choose *one* of the *five* squares that will replace the question mark to complete the sequence. Mark the correct answer on the answer sheet.

Premium Series
Enhancing Learning



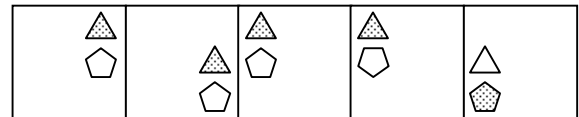
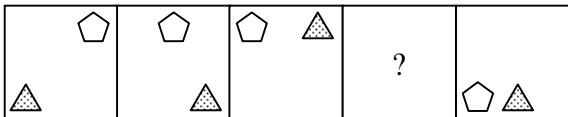
a b c d e
ANSWER: c

Q1



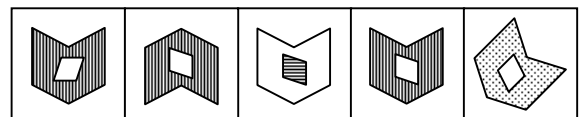
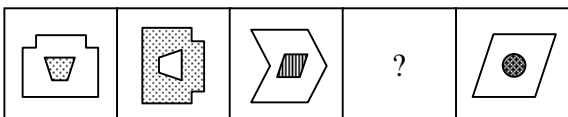
a b c d e

Q2



a b c d e

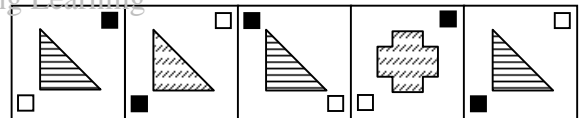
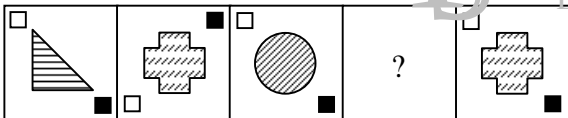
Q3



a b c d e

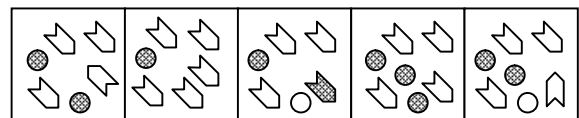
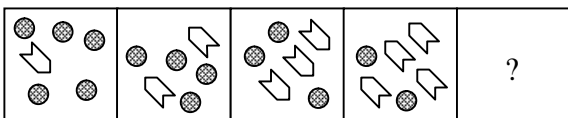
Premium Series
Enhancing Learning

Q4



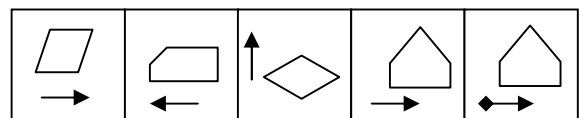
a b c d e

Q5



a b c d e

Q6



a b c d e

END OF TEST

Name:

Date of Birth:

SECTION 1

EXAMPLE

a
b
c
d
e

1

a
b
c
d
e

2

a
b
c
d
e

3

a
b
c
d
e

4

a
b
c
d
e

SECTION 2

EXAMPLE

a
b
c
d
e

1

a
b
c
d
e

2

a
b
c
d
e

3

a
b
c
d
e

4

a
b
c
d
e

5

a
b
c
d
e

6

a
b
c
d
e

SECTION 3

EXAMPLE

a
b
c
d
e

1

a
b
c
d
e

2

a
b
c
d
e

3

a
b
c
d
e

4

a
b
c
d
e

SECTION 4

EXAMPLE

a
b
c
d
e

1

a
b
c
d
e

2

a
b
c
d
e

3

a
b
c
d
e

4

a
b
c
d
e

SECTION 5

EXAMPLE

a
b
c
d
e

1

a
b
c
d
e

2

a
b
c
d
e

3

a
b
c
d
e

4

a
b
c
d
e

SECTION 6

EXAMPLE

a
b
c
d
e

1

a
b
c
d
e

2

a
b
c
d
e

3

a
b
c
d
e

4

a
b
c
d
e

5

a
b
c
d
e

6

a
b
c
d
e

SECTION 7

EXAMPLE

a
b
c
d
e

1

a
b
c
d
e

2

a
b
c
d
e

3

a
b
c
d
e

4

a
b
c
d
e

Guidance for Parents

Premium Series Practice Papers

Premium Series practice papers have been produced to provide children practice for their actual secondary school selection examinations.

The style of the practice papers is as close to the actual examination as possible. We have tried to cover a wide range of question types that can possibly appear in secondary school selection examinations.

This sample contains 32 questions and is divided into 7 sections.



Administering the Practice Test

It is important to create an environment as close to the real examination as possible. Your child should be comfortable and in a quiet well-lit area where they are unlikely to be disturbed during the test.

Prior to the test, go through the instructions with your child to ensure that they understand what is required of them. Work through the examples together so that your child fully understands what each question is asking them to do.

Remind the child not to spend too much time over one question. Explain that some questions they might find difficult and it is better to attempt more questions rather than spending too much time over one question.

Once the child has completed a question they must select one of the five possible answers on the answer sheet. A horizontal line should be drawn in the appropriate box using a pencil. Any mistakes should be erased completely before the correct answer is marked.

Allow your child 3 minutes for section 2 and section 7. All other sections should each be completed in 2 minutes. Do not start timing until they have read the instructions and understood the example.

If the child has not completed the section within the given time, make a note of the last question your child has answered. After this allow your child to complete the section. Repeat this procedure for all other sections.



Marking

The answers are given on the other side of this sheet. Give one mark for each question your child has answered correctly. Convert the results into a percentage. The score your child obtains on these tests is not necessarily the score your child will obtain in the actual examination. Generally a score of at least 85% is required on these test papers to indicate possible success.

You can help your child to improve their score by covering the techniques required in areas where your child is weak. Also the child can significantly improve their speed by doing more practice papers. Remember that regular practice will reinforce learning and also increase speed.



Answers Non-Verbal Reasoning Sample Questions

Sample Questions

Section 1

1. a 2. d 3. d 4. c

Section 2

1. d 2. c 3. b 4. e 5. c 6. d

Section 3

1. c 2. e 3. e 4. c

Section 4

1. c 2. e 3. c 4. d

Section 5

1. c 2. c 3. e 4. d

Section 6

1. c 2. d 3. b 4. e

Section 7

1. d 2. c 3. d 4. a 5. b 6. d